

Wood Expressions *a Decorative Finish*



ADVANTAGES:

- Durability against humidity, warping and cracking
- Resists fading from UV rays
- Natural, high-definition grains with the look and feel of real wood
- Durable powder coat protects against scratching
- Environmentally friendly process without the harsh pollutants
- Outstanding ROI with low cost of ownership
- Preserves precious forests

Strength and Beauty

Warm up your architecture with the natural look of wood ... yet, with the uncompromising durability you expect from Special-Lite.

You should never compromise when making a choice on the design, quality and durability of your architectural building products. Special-Lite makes your choice easier with our option of natural wood grain look finish on the strongest made building entry and architectural solutions we produce.


Facility Managers, Architects and Contractors all understand the abuse that the building entry, as well as exterior and/or interior framing must resist. Our choice of aluminum and fiberglass materials combined with Decoral's® powder coated wood grain is the perfect choice when the warmth of wood is required to battle the elements.

Durability and Elegance for a Lifetime


Wood can crack, fade and chip from the moisture, sun and from simple wear and tear. Special-Lite's Wood Expressions decorative finish will protect your investment, your brand and your facility's appearance, plus deliver longer entrance life.

4 Standard Wood Expressions available on Special-Lite Products: Dark Cherry, American Cherry, Light Maple and Dark Walnut


Other wood grain and color options may be available in non-stock pricing and lead time.




Dark Cherry



American Cherry



Light Maple



Dark Walnut

The colors shown here are intended for general reference only. Final decisions should be made from actual material samples.

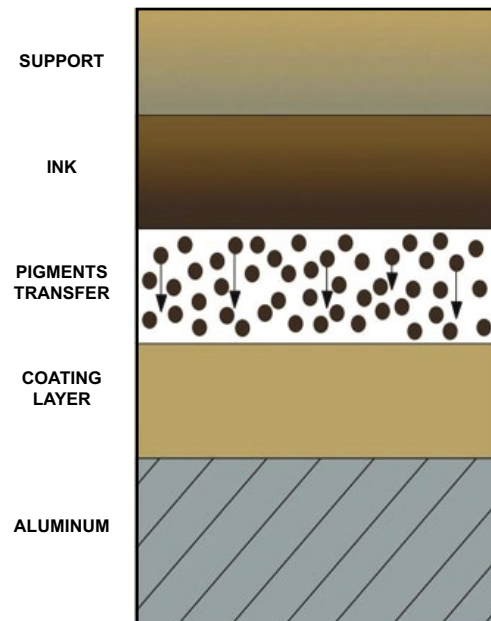
Care & Maintenance

This finish is easily cleaned with a mild detergent and warm water and will not require the costs of sanding, staining and clear coating ... year after year.

What is Decorative Finish Coating?

Engineering for the 21st Century! To start the powder coating process, a pretreatment of chemical conversions gets applied to raw aluminum surface, creating thin layers of amorphous oxide with a coating. The next step in this powder coat process: With the use of electrostatic guns, a 2.5 mils layer of powder paint (nonhazardous) is applied. Utilizing a 400°F temperature for up to 30 minutes, Polymerization is then performed. The applied base coat is conducive to creating sufficient hardness on the finalized product. Moreover, it protects aluminum against factors such as weather, corrosion, abrasion, light and humidity.

In the next stage of this process, a preprinted film transfer is wrapped around the product and a vacuum suction system removes air, and in turn, produces a perfect thermo print. Then into a specialized oven which converts ink pigments from solid, into gas and back again to solid within the paint layer. The film is removed upon cooling.



Finish Warranty

Limited 5 Year Warranty on non-coastal and 3 years on all coastal area installations (product installed within three miles of bodies of salt water).

Special-Lite, Inc.
P.O. Box 6 • Decatur, MI 49045

special-lite.com

800.821.6531

Item 1232

5M 09/15 PC

 **Special-Lite®**