

Hurricane-Rated FRP Doors



Special-Lite® FRP Doors — FBC approved for use in HVHZ








SL-17 and SL-20 FRP Flush Doors and Aluminum Tube Framing have been tested by Architectural Testing, Inc. and have achieved Florida Building Code (FBC) approval for use in High Velocity Hurricane Zone (HVHZ), #FL13789.

No structural modifications were necessary to our doors to attain a Windborne Debris Rating; our standard SL-17 and SL-20 easily met the challenge. Materials of the door's construction are **corrosion**, dent, scratch, scuff and stain **resistant**. The foamed-in-place urethane core won't absorb water and helps to make Special-Lite's heavy-duty, hurricane-rated doors so waterproof and lightweight that they actually float!



The GREENGUARD INDOOR AIR QUALITY CERTIFIED Mark is a registered certification mark used under license through the GREENGUARD Environmental Institute.

SL-17 & SL-20 Benefits for Coastal Locations:

-  Impact-resistant products comply with ASTM E 1886 and ASTM E 1996, FBC protocols TAS 201, TAS 202, and TAS 203.
-  Speclite 3® face sheets on the SL-17 are easy to clean and highly resistant to graffiti.
-  Through-and-through colors minimize the need for repainting and servicing costs.
-  Closed-cell polyurethane foamed core is dense and resists water and moisture build-up, preventing mold and/or bacterial growth.
-  Thermal performance — minimum U-value/R-value = .29U/3.45R and CRF of 55.
-  Face sheets provide scratch, scuff, fade and corrosion resistance.
-  Lifetime Warranty against delamination, corner joinery failure or core deterioration when door remains in original & specified installation. See warranty for details.



Hurricane Rated Configurations

Opening Size Tested:

Singles up to 42" x 92" D. O. Out swing only

Pairs up to 80" x 92" D. O. Out swing only

Design Pressure:

± 65.0 psf

Vision Lites:

Half lites at 22" x 32" maximum size

5/16" Old Castle Storm Glass by Special-Lite, Inc.

Framing:

Special-Lite Tube Framing with Applied Stops in

2" x 6" size for immediate door frame



Hardware Requirements

Hinge:

Select Continuous Gear Hinge SL-11HD

Exit Device:

Von Duprin 3-point exit device – SVR 9957

Mullion:

Von Duprin Removable Mullion 4954

Threshold:

Special-Lite Threshold THRS-4

Required for Water Intrusion:

Special-Lite Weatherstripping Package 315CR

