



K-12 Education

Your Complete Solution

**Durable Doors, Frames,
Bathroom Partitions & More**

Since 1971, architects, facility professionals, and contractors who specialize in K-12 facilities have relied on Special-Lite. Our doors, framing, and bathroom partitions are designed for high-cycle, high-abuse applications. Specifically, schools!

Reliable Security, Designed for Schools

Our door, frame, and bathroom partition solutions were designed to address the challenges schools face. Among them all, school security is a top priority!

Special-Lite is known for durability, ease of maintenance, energy efficiency, and design flexibility. Our products are engineered to help create an environment where security, functionality, and aesthetics seamlessly come together.

Right & Below: Our Best-Selling Pebble Grain Hybrid FRP Doors (SL-17) a.k.a. "The School Door"




Made to Order with One Source Simplicity

We take pride in crafting custom solutions for schools, offering a wide range of options for main entrances, interior doors, and more! We collaborate with architects, contractors, and facility professionals to develop and deliver the perfect solution for each project, coordinating with any architectural style, from historic buildings to modern new construction projects.




We offer solutions for
these areas and more:

1



Main Entrances

2



Gymnasium Doors

3



Locker Room Doors
Shower Partitions

4



Interior Doors & Frames
Glass Partition Wall Systems

5



Bathroom Partitions
Bathroom & Stall Doors

6



Classroom Doors

7



Kitchen Doors

8



Exit and Utility Doors

Looking for more?



SCAN ME




Applications:

- Entrances
- Gymnasiums
- Kitchen & Cafeteria
- Bathrooms
- Locker Rooms
- Stadiums
- Natatoriums
- Classrooms
- Offices



Better Materials & Better Design


for every part of your building



6-Panel Wood Grain Hybrid FRP Doors (SL-18)



Our Concealed Card Reader option can add an additional layer of security.



Pultruded Fiberglass Doors & Frames

Smooth Painted

Special-Lite makes the only pultruded completely sealed heavy-duty fiberglass door, featuring a closed cell foam core. Great for high-moisture and corrosive areas. Complete with ultra-tough fiberglass framing, thresholds, and more.



Composite Fiberglass Doors

Smooth Painted | Pebble Grain | Sandstone | Rustic Wood Grain | Contemporary Wood Grain


Constructed with pultruded fiberglass stiles and rails and bonded FRP face sheets, with EPS foam or plastic honeycomb core. Lightweight and economical.



Hybrid FRP Doors

Pebble Grain | Sandstone | 6-Panel Wood Grain | Rustic Wood Grain | Contemporary Wood Grain

Secure and extremely durable: Heavy-duty yet lightweight FRP-faced door with aluminum stiles and rails, rugged tie rod construction, and injected high-density closed-cell foam core.



Aluminum Flush Doors

Smooth | Fluted | Embossed

Versatile, heavy-duty yet lightweight aluminum-faced door with aluminum stiles and rails, tie rod construction, and injected high-density closed-cell foam core. Stainless Steel door face also available.



Fire-Rated FRP Doors

Smooth Painted | Pebble Grain | Sandstone | Rustic Wood Grain | Contemporary Wood Grain

Enhance your building's design by selecting durable coordinating Fire-Rated FRP Doors in your choice of textures, including realistic wood grain!



Aluminum Stile & Rail Doors and Aluminum Framing Systems

In addition to our heavy-duty Monumental Aluminum Doors and Aluminum Framing Systems, we offer interior Glass Partition Wall framing systems, as well as interior swing and sliding door system options.



Bathroom Partitions and Shower & Toilet Stall Doors

Try the graffiti-resistant Bathroom Partitions based on our best-selling foam-injected door technology. We offer 1 3/4" Shower & Toilet Stall Doors for walled compartments.



Customize with Louvers, Bi-Fold Windows, Vandal Screens, and More

Customize your door system with Lite Kit and Louver options, Bi-Fold Window Units with screen, Vandal Screens and Security Grates, Removable Mullions, Adjustable Bottom Brush, Recessed Pulls, and more!

Protect your students and facilities further with our Specialty Rated Products:



Forced Entry
Resistant



Impact Rated



Bullet Resistant



Blast Resistant



Fire Rated



Smoke & Draft
Control



Thermally
Efficient

Why Choose Special-Lite?

Over 50 years of experience manufacturing high-performance doors & frames

We've built a reputation for doors that survive for decades in even the toughest imaginable applications- including K-12 schools!

Complete entrances & more from a single source

Enjoy the convenience, reliability, and performance advantages of having complete entrance systems, interior doors and frames, and bathroom partitions supplied by a single source.

Simplify installation with factory-applied hardware

Doors are prepped for the hardware you select and many models are available with hardware installed. Factory-installed hardware not only fits better, but the installation is warranted not to come loose under normal usage for a full 10 years.

We stand behind our products with a simple warranty that works


Peace of mind with an uncomplicated, 10-year, 100% parts & labor warranty. A Limited Lifetime Warranty covers corrosion, failure of corner joinery, core deterioration, and delamination.



Contact your local Special-Lite Representative to learn more about solutions for your school facilities!



Tell us how we can help!



Special-Lite®

special-lite.com • 860 S. Williams St. Decatur, MI 49045 • 800-821-6531

Item: 1102-R6

09/23 RRP