

Fire-Rated Estimate/Order Form



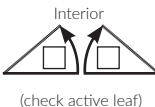
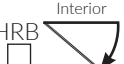


Job Name REQUIRED in order to process: _____

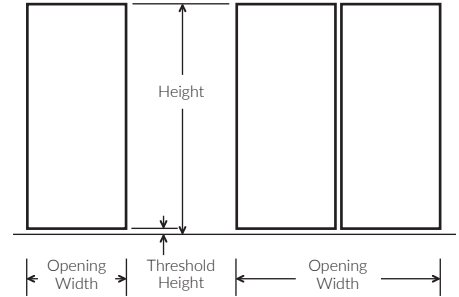
Please download to your desktop prior to filling in your order information. Forms filled out via web browser will download blank.

<input type="checkbox"/> Door(s) & Frame(s)	<input type="checkbox"/> Door(s) only	<input type="checkbox"/> Frame(s) only	Job Bid Date: _____
--	--	---	----------------------------

1. **Door Mark (I.D.):** _____

2. **Handing:**

<input type="checkbox"/> Single		<input type="checkbox"/> Pairs	<input type="checkbox"/> Unequal Pair
 LH Interior <input type="checkbox"/> Quantity: _____	 RH Interior <input type="checkbox"/> Quantity: _____	 Interior (check active leaf) <input type="checkbox"/> Quantity: _____	
 LHRB Interior <input type="checkbox"/> Quantity: _____	 RHRB Interior <input type="checkbox"/> Quantity: _____	 Interior <input type="checkbox"/> Quantity: _____	



3. **Opening Dimensions:** (Max sizes: 48" x 96" for Single and 96" x 96" for Pairs)

* For both width and height, measure opening at several points and record the smallest dimension.

36" x 80"
 36" x 84"
 36" x 96"
 42" x 84"
 48" x 84"
 48" x 96"

(Custom sizes are subject to additional lead time and cost.)

Width: _____ Height: _____ Thres. Height: _____ (default bottom undercut: 3/4")

Rough Opening
 Door Opening (jamb to jamb)
 Net Door Size
 Net Frame Size

4. **Door Model & Color:**

SLI-17FR - Pebble Grain

Desert Sand Beige Light Grey Sage Brown Dark Bronze Hartford Green
 Slate Grey Black Red White Blue Dark Grey
 Painted: (enter code) _____

SLI-20FR - Sandstone-Textured

White Beige Sage Brown Light Grey Dark Bronze Military Blue
 Hartford Green Seawolf Brick Red Painted: (enter code) _____

SLI-19FR - Rustic Wood Grain

Dark Maple Oak Chestnut Teak Mahogany Walnut
 Painted: (enter code) _____

SLI-19-1FR - Contemporary Wood Grain (Width size limitation of 42")

American Cherry Dark Cherry Dark Walnut Light Maple Painted: (enter code) _____

5. **Door Edge & Door Bottom:**

Standard:

Painted Fiberglass

Optional: (Additional cost)

Stainless Steel (1-7/8" banding - Includes door bottom)

6. **Vision Lite Kit:**

See configuration worksheet for vision lite size restrictions.

(Custom sizes are subject to additional lead time and cost.)

By S-L Others None

10" x 10" 6" x 28" Custom: _____ Primed (Standard)

4" x 25" 20" x 28" Painted: (enter code) _____

7. **Glass:** By Special-Lite (3/16" Pyran Platinum) By Others No Glass

