



Restaurant

Solutions Made to Order

Durable Doors, Frames, Bathroom Partitions & More

Your restaurant's entrance doors are crucial for making a strong first impression, and that's only the beginning. Special-Lite helps enhance your branding and save on repair costs and replacement with made-to-order solutions.

Below: Our ultra-versatile Aluminum Flush Doors (SL-16) with a custom color painted finish.

Design Options that Set Your Building Apart

Restaurant doors are an integral part of first impressions. Special-Lite offers nearly infinite custom options to support your unique branding with products that are secure, functional, and made to endure everything a busy restaurant throws at them.



Made to Order, Made to Last

We're known for durability, ease of maintenance, energy efficiency, and design flexibility. We take pride in crafting custom solutions for restaurants, from helping solve back door and bathroom abuse issues to providing a welcoming front entrance that can endure decades of dinner rush. We collaborate with architects, contractors, and facility professionals to develop and deliver the perfect solution for each project, coordinating with any architectural style, from historic restoration and re-purposing, to modern, new construction projects.



Looking for more?



We offer solutions for these areas and more:



Applications:

- Main Entrances
- Kitchen Access
- Restrooms
- Utility & Storage Rooms
- Dumpster Enclosures
- Outdoor Dining
- Event Spaces
- VIP Lounge

Better Materials & Better Design

for every part of your building




Aluminum Monumental Doors with Wood Grain Decorative Finish (SL-15)



Pultruded Fiberglass Doors & Frames

Smooth Painted

Special-Lite makes the only pultruded, completely sealed heavy-duty fiberglass door, featuring a closed cell foam core. Great for high-moisture and corrosive areas. Complete with ultra-tough fiberglass framing, thresholds, applied moulding, and more.



Composite Fiberglass Doors

Smooth Painted | Pebble Grain | Sandstone | Rustic Wood Grain | Contemporary Wood Grain

Constructed with pultruded fiberglass stiles and rails and bonded FRP face sheets, with EPS foam or plastic honeycomb core. Lightweight and economical.



Hybrid FRP Doors

Pebble Grain | Sandstone | 6-Panel Wood Grain | Rustic Wood Grain | Contemporary Wood Grain


Secure and extremely durable: Heavy-duty yet lightweight FRP-faced door with aluminum stiles and rails, rugged tie rod construction, and injected high-density closed-cell foam core.



Aluminum Flush Doors

Smooth | Fluted | Embossed

Versatile, heavy-duty yet lightweight aluminum-faced door with aluminum stiles and rails, tie rod construction, and injected high-density closed-cell foam core. Stainless Steel door face also available.



Fire-Rated FRP Doors

Smooth Painted | Pebble Grain | Sandstone | Rustic Wood Grain | Contemporary Wood Grain

Coordinate your door options and enhance your building's design by selecting durable Fire-Rated FRP Doors up to 90 minutes in your choice of textures.




Aluminum Stile & Rail Doors and Aluminum Framing Systems

Our heavy-duty Monumental Aluminum Doors are designed for high-traffic entrances. We also offer Aluminum Frame Systems, both exterior and interior, and interior swing and sliding door systems.



Bathroom Partitions and Toilet Stall Doors


Use graffiti-resistant Bathroom Partitions based on our best-selling foam injected door technology. For walled compartments, we offer reduced-height, closed top rail 1 3/4" Shower & Toilet Stall Doors.




Customize with Louvers, Bi-Fold Windows, Vandal Screens, and More

Customize your door system with Lite Kit and Louver options, Bi-Fold Window Units with screen, Vandal Screens and Security Grates, Removable Mullions, Adjustable Bottom Brush, Recessed Pulls, and more!

Customize your door system with these options and more:




Custom Midpanel



Planked Wood Grain



Curving & Muntins



Dutch Doors



Integrated Security & Weathering

Why Choose Special-Lite?

Over 50 years of experience manufacturing high-performance doors & frames

We've built a reputation for doors that survive for decades in even the toughest imaginable applications- becoming the go-to manufacturer for durable back doors found at some of the fastest growing restaurant chains!

Complete entrances & more from a single source

Enjoy the convenience, reliability, and performance advantages of having complete entrance systems, interior doors, frames, and bathroom partitions supplied by a single source.

Simplify installation with factory-applied hardware

Doors are prepped for the hardware you select and many models are available with hardware installed. Factory-installed hardware not only fits better, but installation is warranted not to come loose under normal usage for a full 10 years.

We stand behind our products with a simple warranty that works

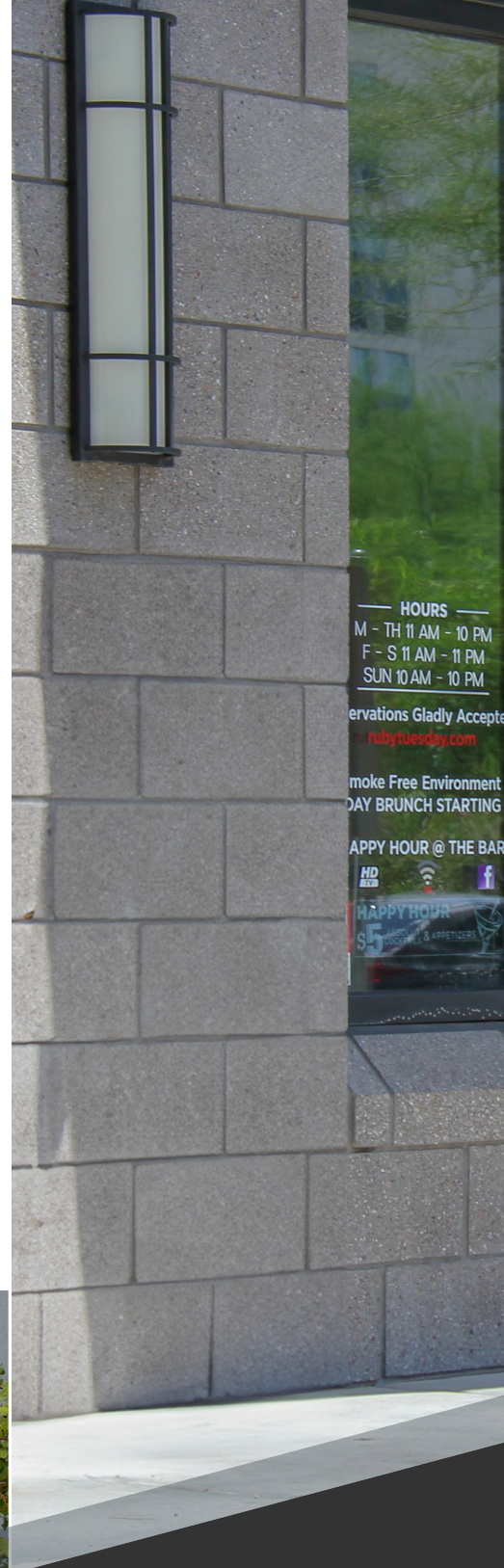
Peace of mind with an uncomplicated, 10-year, 100% parts & labor warranty. A Limited Lifetime Warranty covers corrosion, failure of corner joinery, core deterioration, and delamination.



Contact your local Special-Lite Representative to learn more about solutions for your restaurant facilities!



Tell us how we can help!



special-lite.com • 860 S. Williams St. Decatur, MI 49045 • 800-821-6531

Item: 1107-R2
02/24 RRP