


Dual Glazed LiteSpace® Demountable Glass Wall System



 **Acoustic Privacy**
Configurations up to STC 47

 **Minimal Profile**
Maximize natural daylight


 **Versatile and Customizable**
Finish options, custom doors

 **Easy, Flexible Installation**
Measure and cut in the field for ultimate flexibility

The Dual Glazed LiteSpace system offers a sophisticated and high-performance solution for modern interior environments where sound insulation and aesthetic appeal are paramount.


Designed with sleek, minimal profiles, this dual-glazed variation of LiteSpace provides exceptional acoustic separation while maximizing natural light. The dual glass panes enhance privacy and reduce noise transmission, making it ideal for office fronts, conference rooms, and other shared spaces where a quiet, focused atmosphere is essential.

Dual Glazed LiteSpace is a demountable system engineered with innovative snap-in profiles which supports easy installation and removal for future space reconfigurations. It is installed into finished openings and is constructed with high-quality aluminum ensuring durability and longevity.



SYSTEM FEATURES

1	Rectilinear design with 1-3/4" face. Overall depth of 4-1/8".
2	Integrated door stop for swing doors; 1-3/4" framed aluminum doors, wood doors, and up to 1/2" glass doors.
3	Pre-machined and reinforced for hardware in accordance with the door hardware schedule.
4	No exposed clips for member to member connections.
5	Vinyl door gasket black or grey coordinated with framing finish color.
6	Vinyl glazing bulb grey or black to match framing finish color.
7	Vertical aluminum mullions.



SYSTEM OPTIONS

8	Swing Door Options: Choose from dual or single glazed aluminum stile and rail doors to coordinate with the system, framed aluminum doors, wood doors, and framed or frameless glass doors 3/8" or 1/2" thick. SpecSlide™ Sliding Door System: Choose from Aluminum Stile & Rail (single or dual glazed), Aluminum Flush, Hybrid FRP, Composite Fiberglass, or Wood Veneer and Plastic Laminate (HPDL) Wood Doors.
9	Hardware options include surface pulls and locking leversets.
10	Clear and Black Anodized finishes in stock, with other anodized, painted, and wood grain aluminum finishes available.
11	Multiple glass sizes available per glazing channel; 1/4", 3/8", and 1/2".
12	Configuration options include glass returns, dual sidelites, and more.



Dual Glazed LiteSpace Demountable Glass Wall System

SIZE	Depth	4-1/8"
	Face	1-3/4"
GLASS OPTIONS	1/4", 3/8", and 1/2"	
SYSTEM DETAILS	Sidelites	Single or double sidelite
	Glass Joints	Butted glass or vertical mullions
	Return	Butted glass corner or 3-way glass return
CORNERS	Hairline butt joint secured with fasteners. No exposed clips for member to member connections.	
FABRICATION	6063 aluminum alloy with a minimum temper of T5. Ships in stock lengths provided according to project drawing dimensions.	
HARDWARE	Standard hardware selections available or specify hardware desired. Refer to Interior Hardware Guide.	
	Sliding Doors	Surface pulls, ladder pulls for dual-pane glass, and locking lever sets.
	Swing Doors	Continuous, surface, and butt hinges; roller, cylindrical, mortise latch options; ladder pulls, pull/push
REINFORCEMENTS	Pre-machined and reinforced frame members for hardware in accordance with manufacturer's standards and door hardware schedule. Frames prepped and reinforced for butt hinged doors. Surface mounted closures will be reinforced for but not prepped or installed at factory.	
INSTALLATION	Installs after walls and floors are finished. Measure and cut on site for flexible installation. Anchors appropriate for wall conditions to anchor framing to wall materials.	
ALUMINUM FINISH OPTIONS	In Stock Anodizing	5555 Clear, 5557 Black
	Special Anodizing	5560 Champagne, 5558 Light Bronze, 5559 Medium Bronze, 5556 Dark Bronze
	Paint (AAMA 2605)	Select from Painted Finish Selections. Custom colors available.
	Wood Expressions™ (AAMA 2604)	Select from Wood Expressions Finish Selections. Custom colors available.
PACKAGING DETAILS	Packaged with like parts together; fasteners provided by installer.	
STC RATING (4' x 8' borrowed lite)	STC 40 with 3/8" tempered + 1/2" tempered glass STC 41 with 1/4" laminated + 1/4" laminated glass STC 43 with 1/4" laminated + 3/8" laminated glass STC 44 with 3/8" laminated + 3/8" laminated glass STC 47 with 3/8" laminated + 1/2" laminated glass	
BUY AMERICA ACT COMPLIANCE	Yes	
LEED	Yes	
WARRANTY	5-Year Interior Aluminum Warranty. 10-Year/Lifetime Limited Warranty on Special-Lite Doors. See Warranty Guide for details.	
LEAD TIME	Lead times are 4 Weeks (In Stock Anodized Finishes) and subject to change. Custom finishes, and rated configurations have extended lead time. Contact your Rep or Special-Lite for up-to-date lead times.	

Why Choose Special-Lite?

50+ years manufacturing custom, high-performance doors & frames

We've built a reputation for doors that survive for decades in even the toughest commercial and industrial applications.

Single source simplicity

Enjoy the convenience, reliability, and performance advantages of having your doors, frames, and more supplied by a single source.

We stand behind our products

Experience peace of mind with our no-hassle warranties and exceptional customer service.



Special-Lite, Inc.
860 S. Williams St. Decatur, MI 49045
special-lite.com • 800.821.6531

Item 1248-R1
05/26 PDF