



GLASS PARTITION WALLS

Special-Lite® Interior Aluminum Framing has been specifically designed to create functional, inviting, bright spaces, while providing exceptional durability. With a variety of customization and configuration options, you can build the perfect glass partition wall to suit your space.

ELEGANT DESIGN for sophisticated spaces

Special-Lite has a long history of designing and building highly engineered architectural solutions. Our products have delivered reliable performance for more than 50 years, supporting the functionality of commercial spaces across the nation. Our interior framing is made with the same careful attention to detail and superior craftsmanship.

Creating Spaces That Are Durable, Adaptable, and Refined

Special-Lite® Glass Partition Walls provide you with endless configuration options to suit your space. Our aluminum frames are strong, durable, low-maintenance, and available in various finish options.

We offer multiple interior aluminum frame systems with both swing and sliding door options so you can choose the best solution for your project. From traditional-style frames that can wrap unfinished drywall openings to minimalistic framing options that allow for high glass content—these options help provide your space with natural light, and an airy, open atmosphere.



The Advantages of Special-Lite® Interior Aluminum Framing:

- **Durability:** Manufactured from aluminum alloy selected for strength and durability, our frames are lightweight, yet heavy-duty.
- **Low Maintenance:** Aluminum resists corrosion and other damage. It doesn't require painting, and routine cleaning with mild soap will keep it looking great.
- **Sustainability:** Our aluminum is sourced from reprocessed aluminum alloy and can help earn recycled material credit for LEED standards.
- **Customization:** Our wide variety of high-performance Anodized, Painted, and Wood Expressions™ finish options help make your architectural vision a reality.
- **Exceptional Customer Service:** Our dedicated team is here for you from purchase through installation and beyond. We offer 3D Installation instructions, training, responsive customer service, and post-sale support to ensure your satisfaction.




Acoustic
OPTIONS



Versatile &
CUSTOMIZABLE



Resists
CORROSION



APPLICATIONS

- Offices
- K-12 Schools
- Colleges and Universities
- Sports Arenas
- Banks and Credit Unions
- Public and Municipal Buildings
- Healthcare Facilities
- Interior Storefronts
- Restaurants
- Hotels


Choose your Glass Partition Wall:



Omega™

Interior Aluminum Framing (Type II)


Omega wraps the wall and typically installs after construction is complete, providing a finished look to unfinished drywall openings. Choose from swing and sliding door options. Factory precision-cut framing with machined alignment clips allows for quick and easy installation. Door strike and hinge preps enable efficient door hanging. Square or mitered snap-on trim provides a clean and elegant finish without exposed fasteners.



LiteSpace®

Demountable Interior Aluminum Framing

Designed with minimal profiles for high glass content, LiteSpace is an attractive demountable glass wall system ideal for office fronts, conference areas, and more. LiteSpace is symmetric and subtle, featuring snap-in profiles for configuration flexibility, with swing or sliding doors. Installed into finished openings, LiteSpace ships in stock lengths and is cut to size on the job site.



Dual Glazed LiteSpace

Demountable Interior Aluminum Framing

The same benefits as LiteSpace, with the addition of exceptional acoustic separation. Dual glass panes enhance privacy and reduce noise transmission, making this system ideal for office fronts, conference rooms, and other shared spaces where maintaining a quiet, focused atmosphere is essential.

Anodized Colors:




Paint Color Options:




Wood Expressions Decorative Aluminum Finish Options:




Nearly unlimited options to design your perfect Glass Partition Wall system:




Acoustic Options




Finish Options



Custom Doors



Sliding Doors



Hardware

Why Choose Special-Lite?

50+ years manufacturing custom, high-performance doors & frames

We've built a reputation for our custom capabilities and our resilient doors that survive for decades in even the toughest commercial and industrial applications.

Single source simplicity

Enjoy the convenience, reliability, and performance advantages of having your interior and exterior doors, frames, and more supplied by a single source.

Exceptional customer support

Experience peace of mind with our no-hassle warranties. Our dedicated team is here to help you from purchase to installation and beyond. We offer 3D installation instructions, training, as well as responsive customer service and post-sale support to ensure your satisfaction.



BILT.®



Let us help you find your local Rep!



special-lite.com

DOORS
FRAMING
HARDWARE & ACCESSORIES
SPECIALTY RATED PRODUCTS
FIRE-RATED DOORS & FRAMES
SLIDING DOOR SYSTEMS
GLASS PARTITION WALLS
RESTROOM SOLUTIONS



860 S Williams St
Decatur, MI 49045

800-821-6531
info@special-lite.com

Item # 1134-R0
09/24 RRP