

SpecLite 3® FRP Bathroom Partitions



Moisture & Corrosion Resistant

Our proprietary foam-injected core and corrosion-resistant materials hold up to moisture.



Extreme Durability

Engineered to withstand heavy use, our partitions are tough enough for K-12 Schools.



Graffiti Resistant

SpecLite 3® FRP provides a sealed surface that is resistant to graffiti.



No Sight Line Design

Our unique construction eliminates sight lines, ensuring peek-proof privacy, and comes standard.



Lightweight & Easy to Install

These partitions are easy to install while maintaining exceptional durability.

Special-Lite® Bathroom Partitions leverage the proven design and superior materials used in our original 'school door,' the SL-17 Hybrid FRP door. They fit the needs of more than educational facilities, though that's where they have been truly put to the test—resisting the harsh treatment of children of all ages.

Their design withstands extreme abuse, resists moisture and corrosion, and is the best value on the market. Our bathroom partitions, urinal screens, shower stalls, and privacy screens are the ideal solution for any commercial building application where durability, low maintenance, and a long life are key. Restrooms are a must, make sure they last.



SYSTEM COMPONENTS


Stall	1 panel, 1 door and hinge, 2 pilasters, 2 shoes, 1 headrail, 1 doorstop, brackets, hardware and all fasteners. When required, the stall will include a strike, latch and pull.
Screen	1 panel, brackets, and all fasteners.

SYSTEM FEATURES

- 1 Aluminum perimeter stiles and rails make the system lightweight yet tough. 20% lighter than steel system; 50% lighter than HDPE.
- 2 Constructed completely with corrosion-resistant materials.
- 3 Aluminum continuous gear hinge.
- 4 Pilasters are constructed with extruded aluminum perimeter frames, and FRP face sheets.
- 5 Headrails have a peaked top to discourage individuals from hanging on it.
- 6 A continuous doorstop and continuous hinge combined with full-length corner and wall bracket eliminate sight lines.
- 7 Pilaster shoes are one-piece extruded aluminum that resists corrosion.
- 8 Through-colored dent-, scratch-, and stain-resistant SpecLite 3® FRP face sheets secured on all four sides by integral channels.
- 9 Full length wall brackets on stalls and screens.
- 10 Mitered corner joints with corner clips create a strong infrastructure with no welds to break.
- 11 Foamed-in-place closed-cell polyurethane core binds panel edges and face sheets.

SYSTEM OPTIONS

- 12 Proprietary ADA self-closing gravity hinge with slide latch function for emergency access. Available on Standard Stalls upon request.
- 13 Curtain hook rails built into the header rail for shower stalls (as opposed to a door).
- 14 Hook bumper for doors
- 15 Various stall sizes and layout options, customize to suit your facility's needs. See page 3 for the most common configurations.
- 16 Basic and standard FRP finish options




Clear Anodized Edge Finish



SpecLite 3® FRP Basic Finishes



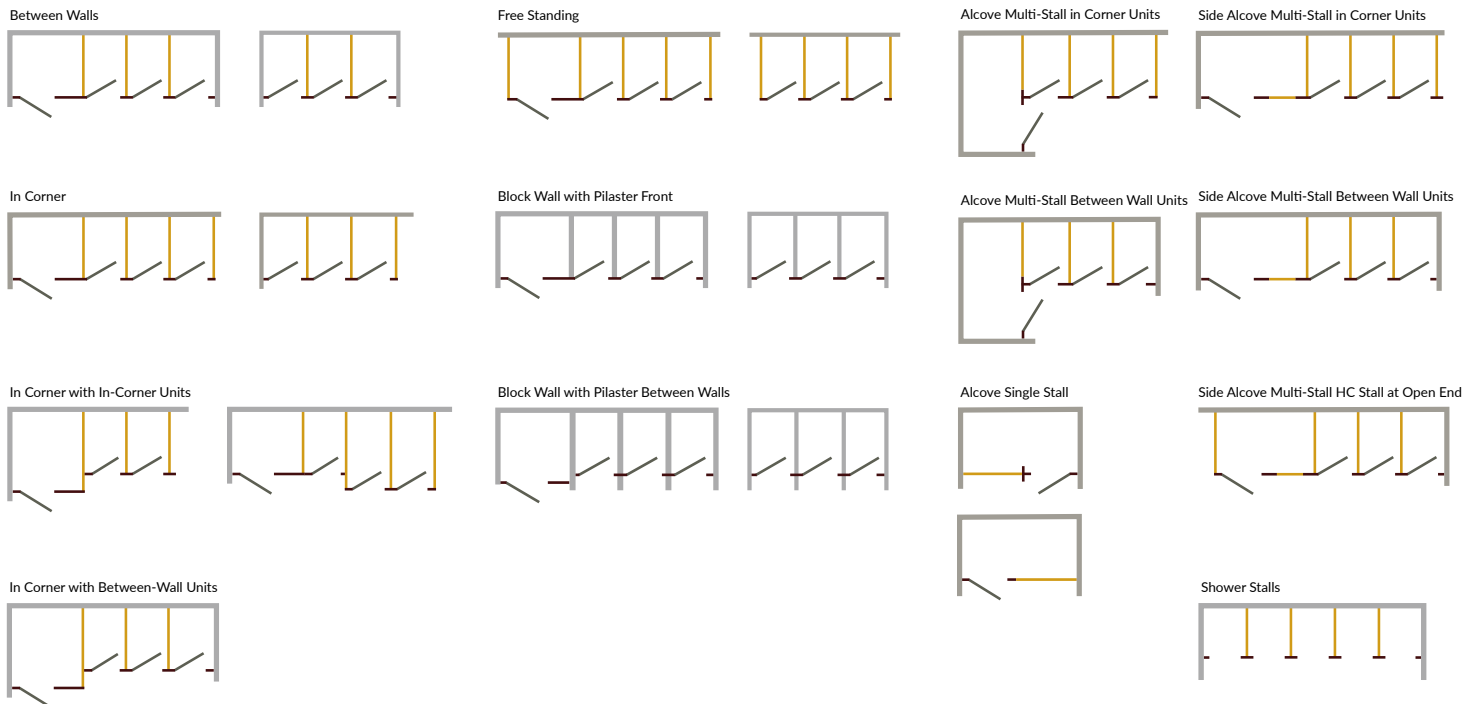
SpecLite 3® FRP Standard Finishes



SpecLite 3® FRP Bathroom Partitions

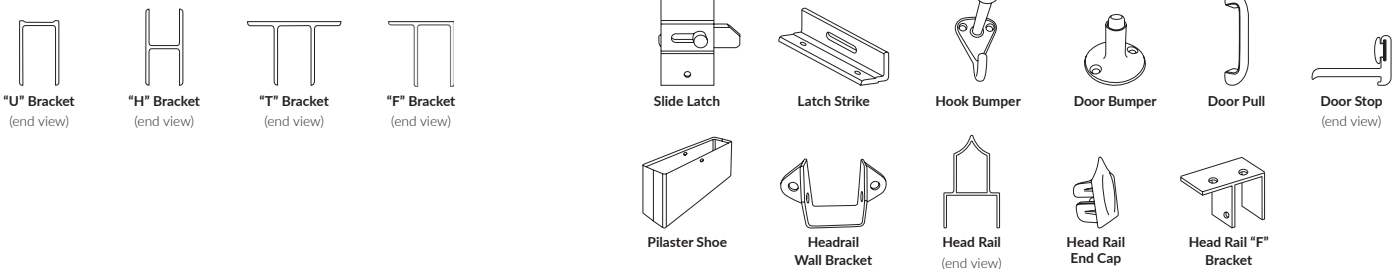
Panel Size <i>(w x h)</i>	Stalls	Standard: 59" x 58" Maximum: 84" x 58"
	Doors	Standard: 24" x 58" Maximum: 36" x 58"
	Screens	Standard: 18" x 48" Maximum: 24" x 48". Larger sizes are available, but require pilasters for support. Contact your Rep or Special-Lite for details.
	Pilasters	Minimum: 3" x 80" Specify 1" to 12" widths in 1" increments Specify 13" to 24" widths in 2" increments Maximum: 24" x 80"
Panel Construction	Stalls, Doors, and Screens	1-1/4" thick
	Facesheet	0.09" Pebble Grain FRP with Spec-Lite 3® integral surface seal
	Aluminum Perimeter Stiles and Rails with Clear Aluminum Finish	1-3/4" deep one-piece extrusion, mechanically fastened mitered corners, interior and exterior integral reglets to secure face sheet on both sides for flush appearance.
	Core	Foamed in place polyurethane foam core.
Pilaster Construction		1-1/4" thick
	Aluminum Perimeter Stiles and Rails with Clear Anodized Aluminum Finish	1-3/4" deep one-piece extrusion, mechanically fastened mitered corners, interior and exterior integral reglets to secure face sheet on both sides for flush appearance.
	Core	Pilasters 7" wide or more have a foamed in place polyurethane foam core. Pilasters 3" to 6" wide do not get a polyurethane foam core.
	Shoe	4" tall, one-piece extruded aluminum
Headrail Construction	Clear Anodized Aluminum Finish	One-piece extrusion with peaked top. Snap-in end plugs or wall bracket options.
Hinge <i>(Full-mortise aluminum continuous)</i>	Standard Stall Hinge	SL-38 Concealed Continuous Gear Hinge
	ADA Hinges	SL-64 Self-Closing Gravity Continuous Gear Hinge (optional for standard stalls)

Common Partition Configurations



Mounting Hardware	Standard Stall Mounting Brackets <i>Full Height 56"</i>	Continuous U-shaped aluminum brackets
	Optional Stall Mounting Brackets <i>Full Height 56"</i>	Continuous H-shaped bracket standard for alcove partition designs. Continuous T-shaped brackets for mounting partitions to wall to provide additional strength or to cover existing holes.
	Screen Mounting Brackets <i>Full Height 46"</i>	Continuous T-shaped aluminum brackets
	Fasteners	Through-bolts hold panels to brackets. Torx with a pin is used. Head is T25.
Standard Hardware	NOTE: All hardware is installed in the field. Panel-mounted accessories must be through-bolted.	
	Slide Latch	Latch through-bolted to the door panel.
	Latch Strike	Aluminum strike through-bolted to pilaster.
	Hook Bumper	Standard (in-swing) mounted on inside of door. Optional (out-swing) mounted on wall.
	Pilaster Shoe	4" tall, Clear Anodized Aluminum
	Door Stop	Full-length door stop screw applied to pilasters. For ADA-compliant out-swing doors, the door stop is applied to the door.
	Door Pull	All ADA doors and only outswing standard stall doors.
	Headrail Endcap	Snap-in plastic
Installation and Maintenance Kits	Installation Kit <i>(One kit included per order, additional sets can be purchased by request.)</i>	1/4" x 4" Masonry Drill Bit, #17 Drill Bit, Torx #25 Driver Bit, 12-24 Tap Bit
	Field Maintenance Kit <i>(Available to order, for post-installation maintenance.)</i>	One each of: 1/4" x 4" Masonry Drill Bit, #17 Drill Bit, Torx #25 Driver Bit, and 12-24 Tap Bit. Two each of: slide latches, latch strikes, hooks bumpers, door bumpers, door pulls, door stops, headrail end cap, headrail return "L" brackets, and headrail wall brackets. 25 of each fastener.
Facesheet Colors	Basic Finishes	5612 Colonial White, 5614 Soft Beige, 5613 Pearl Grey
	Standard Finishes	5620 White, 5621 Desert Sand, 5611 Seawolf, 5619 Sage Brown, 5616 Light Grey, 5618 Slate Grey, 5617 Blue, 5615 Black
Warranty	10-year, 100% parts and labor warranty. Limited Lifetime Warranty covers corrosion, failure of corner joinery, core deterioration, and delamination. See Warranty Guide for details.	
Lead Time	Standard partition configurations are 3-4 weeks and subject to change. Contact your Rep or Special-Lite for current lead times.	

Continuous Channel Brackets (length will vary by install)



Why Choose Special-Lite?

50+ years manufacturing custom, high-performance doors & frames
We've built a reputation for doors that survive for decades in even the toughest commercial and industrial applications.

Single source simplicity

Enjoy the convenience, reliability, and performance advantages of having your doors, frames, and more supplied by a single source.

We stand behind our products

Experience peace of mind with our no-hassle warranties and exceptional customer service.

