

SL-18

6-Panel Wood Grain Hybrid FRP Door



Thermally
Efficient



Forced Entry
Resistant



Impact
Rated



The Special-Lite SL-18 6-Panel Wood Grain Hybrid FRP Door combines traditional styling with the advantages of modern engineering and materials to deliver high performance and long life. It features a remarkable fiberglass face sheet material that offers the appearance of a traditional 6-panel wood stile and rail door, right down to the realistic oak species wood grain detail.

It features a 0.120" thick 6-panel wood grain door face that is locked into the aluminum perimeter without separate screw-applied capping. A waterproof, closed-cell, thermal-performing, poured-in-place polyurethane foam core bonds every component together to provide incredible strength and thermal insulation. Unlike steel or real wood doors, this door will never rust or rot.

Key Benefits

- Low maintenance
- Easy to clean and sanitize
- Secure and durable
- Thermal performance
- Moisture resistance
- Customization

Applications

- Schools and universities
- Restaurants and retail
- Multifamily and condo buildings
- Commercial and office
- Municipal government buildings
- Healthcare and assisted living
- Religious facilities
- Historical replication

Door Panel Construction

1. Strong yet lightweight aluminum chassis and edge for extreme durability.
2. Mitered corner joints secured by angle blocks, for security and durability.
3. Steel tie rods span the width of the door to secure the door perimeter, adding resilient strength to the door's structure.
4. Structural, high-density polyurethane foam-injected core binds door panel components together, insulates the door, and won't retain moisture.
5. Door face sheets are secured by integral channels on the door edge for a truly flush door face.
6. Premium 6-Panel Rustic Wood Grain FRP door face is .120" thick.



CONSTRUCTION		
DOOR PANEL THICKNESS		1-3/4"
FACE SHEET		0.120" Rustic Wood Grain FRP
DOOR SIZE (W X H)	Minimum	12" x 12"
	Maximum	Single Door: 48" x 96" Pairs: 96" x 96"
STILES & RAILS		Aluminum
CORNER		Mitered corners, aluminum angle reinforcements, and full-width steel tie rods top and bottom.
CORE MATERIAL		Poured-in-place closed-cell polyurethane foam, 5-lb./cubic foot density.
REINFORCEMENTS		Aluminum extrusions are made from 6061 or 6063 aluminum alloys. Sheet and plate conform to ASTM-B209. Bars and tubes meet ASTM-B221.
FINISHES FOR FACE SHEETS		
STANDARD FINISHES	Wood Grain Stained FRP*	5549 Chestnut, 5550 Dark Maple, 5551 Mahogany, 5552 Oak, 5553 Teak, 5554 Walnut, 5689 American Cherry, 5690 Dark Cherry, 5691 Dark Walnut, 5692 Light Maple, 5693 Red Oak, 5694 White Oak, 5695 White Maple
	Wood Match Painted FRP	5637 Chestnut, 5638 Dark Maple, 5639 Mahogany, 5640 Oak, 5641 Teak, 5642 Walnut, 5643 American Cherry, 5644 Dark Cherry, 5645 Dark Walnut, 5646 Light Maple, 5705 Red Oak, 5706 White Oak, 5707 White Maple
	Painted FRP	5625 Bone White, 5654 Boysenberry, 5626 Brick Red, 5630 Hartford Green, 5634 Sage Brown, 5635 Seawolf, 5636 Slate Grey, 5631 Light Grey, 5624 Blue, 5623 Black, 5628 Desert Sand, 5632 Military Blue, 5622 Beige, 5633 Red, 5627 Dark Grey, 5660 Crystal, 5661 Champagne, 5662 Light Bronze, 5663 Medium Bronze, 5629 Dark Bronze, 5711 Redwood
	Custom	Custom color matching is available. Adds additional lead time. *For certain sizes of our 6-Panel FRP face sheet, the FRP contains an integral color that is not compatible with some stains. Dark Maple, Oak, Chestnut, Teak, Mahogany, and Walnut are available for all sizes of 6-Panel FRP face sheets. For other colors, please select a painted finish.
FINISHES FOR DOOR EDGES		
STOCK FINISHES	Anodized	5555 Clear, 5556 Dark Bronze
SPECIALTY FINISHES	Anodized	5557 Black, 5558 Light Bronze, 5559 Medium Bronze, 5560 Champagne
	Painted Aluminum	5503 Bone White, 5504 Boysenberry, 5505 Brick Red, 5509 Hartford Green, 5515 Sage Brown, 5517 Seawolf, 5577 Slate Grey, 5578 Light Grey, 5579 Blue, 5580 Black, 5581 Desert Sand, 5583 Military Blue, 5647 Beige, 5649 Red, 5655 Dark Grey, 5656 Crystal, 5657 Champagne, 5658 Light Bronze, 5659 Medium Bronze, 5576 Dark Bronze, 5712 Redwood
	Wood Match Painted Aluminum	5588 Chestnut, 5589 Dark Maple, 5590 Mahogany, 5591 Oak, 5592 Teak, 5593 Walnut, 5650 American Cherry, 5651 Dark Cherry, 5652 Dark Walnut, 5653 Light Maple 5708 Red Oak, 5709 White Oak, 5710 White Maple
	Custom	Custom color matching is available. Adds additional lead time.
CONFIGURATION OPTIONS		
NOTE: Dependent on hardware compatibility.		
HINGE STILE	Standard	Square (Continuous Hinges), Bevel (Butt Hinges)
	Optional	Bevel, Radius for Double-Acting Doors
LOCK STILE	Standard	Standard Bevel Stile, Standard Meeting Stiles Bevel, Bevel with Integral Brush Weatherstrip
	Optional	Meeting Stiles Radius with Adjustable Astragal Meeting Stiles Bevel and Square Stile for Active and Inactive Leaf Pairs
DOOR BOTTOM	Open Rail	Standard weather bar with nylon brush SL-301 Adjustable Bottom Brush
	Closed Rail	Sliding Doors, Dutch Doors, Applied Sweep
DOOR TOP	Open Rail	Standard Weather Bar Flush Rail Cap 70-53
	Closed Rail	Sliding Doors, Dutch Doors

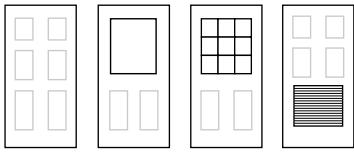
VISION LITES	Standard	Aluminum Aluminum with Surface Muntins (1/2" or 1-1/4" width) Colonial Vision Lite Kit for 6-Panel Door (1/4" or 1" Glazing)	
	Optional	EPDM Gasket Low Profile Beveled Aluminum Securelite Forced-Entry Resistant Aluminum (1/2" or 1" bite) No Vision Lite Kit, cut out only	
VISION LITE KIT SIZE OPTIONS (Compatible with 1/4" up to 1-1/2" glass)	Standard	Square, Half Lite, Surface Muntins	
	Custom	Custom shapes are available, provide a drawing or select from the chart on page 4.	
VISION LITE KIT RESTRICTIONS	Minimum spacing from day lite opening: 7" from side, 8" from top, and 12" from bottom Doors must contain at least 50% foam.		
GLASS	1/4" Polycarbonate, Tempered, Laminated 1" Tempered, Tempered with Internal Muntins, Privacy Vision Panel Tempered glass not available for use within top lites.		
LOUVER MODELS	Aluminum Louvers, Aluminum Louvers with Screen		
LOUVER OPTIONS	Double Lite, Half Lite, Full Lite, Custom (provide drawing)		
INFILL ARCHITECTURAL PANELS (In lieu of glass)	1/4" SL-38 6-Panel Wood Grain FRP Panel 1" SL-38 6-Panel Polyurethane Closed-cell Foam Core Panel		
HARDWARE	NOTE: Hardware can be supplied and factory installed. See our Hardware Installation Policy, or contact Special-Lite for restrictions.		
INSTALLED/SUPPLIED HARDWARE	Standard Pulls, Standard Push Bars, HD Continuous Gear Hinges, Butt Hinges, Pivots, Closers Stops, Hold Open, Removable Mullions, Aluminum Astragals, Fiberglass Astragals, Aluminum Thresholds, Fiberglass Thresholds, Cylindrical Locks, Mortise Locks, Exit Devices Custom hardware is available, consult with your Rep.		
DO NOT SEND (Processing fee for returned hardware)	Mullions, Thresholds, Bottom Brushes, Sweeps, Seals, Astragals, Drip Caps, Surface Door Closers, Surface Door Stops, Seals, Power Supplies, EPT's, Wiring Harnesses, Dust Proof Strikes, Wall Stops		
PERFORMANCE			
FLORIDA APPROVALS*	FL9875-R7		
TDI APPROVALS	Effective May 2023, TDI accepts third-party evaluation reports. They are linked for information only, as a public service. TDI will not edit, modify, or revise any of the linked reports. TDI will not develop new or renew evaluation reports, and any existing report listings will be removed from the website at the close of 2025. For more information, visit the TDI website.		
INTRUSION RESISTANCE	Glazed with Makrolon AR	ASTM E2395-GRADE 30 ASTM E1886-2 Impacts (no observable damage) ASTM F1233-CLASS 1	
U-VALUE (NFRC 100)	Thermally-broken aluminum framing	Opaque	U-Factor = 0.32 BTU/hr-ft ² ·°F
		Glazed	U-Factor = 0.57 BTU/hr-ft ² ·°F
R-VALUE	Thermally-broken aluminum framing	Opaque	R-Value = 3.13 ft ² ·°F-h/BTU
		Glazed	R-Value = 1.75 ft ² ·°F-h/BTU
AIR LEAKAGE (NFRC 400, ASTM-E283)	Aluminum Framing	Opaque	0.05 cfm/sqft @ 1.57 psf infiltration
		Thermally-broken aluminum framing	Opaque 0.04 cfm/sqft @ 1.57 psf infiltration 0.13 cfm/sqft @ 6.24 psf exfiltration
	Thermally-broken aluminum framing	Glazed	0.36 cfm/sqft @ 1.57 psf infiltration 0.43 cfm/sqft @ 6.24 psf exfiltration
		Glazed	0.36 cfm/sqft @ 1.57 psf infiltration 0.43 cfm/sqft @ 6.24 psf exfiltration
BUY AMERICA ACT COMPLIANCE	Yes		
LEED	Yes		
GREENGUARD	GreenGuard Gold		
SUPPORT			
WARRANTY	10-year, 100% parts and labor warranty. Limited Lifetime Warranty covers corrosion, failure of corner joinery, core deterioration, and delamination of the door face. See Warranty Guide for details.		
LEAD TIME	Lead times for standard door configurations are 4-6 weeks and subject to change. [†] Curved lites and panels, custom finishes, and rated configurations have extended lead time. Contact your Rep or Special-Lite for up-to-date lead times.		

*Please see our Hurricane Approvals webpage for restrictions.

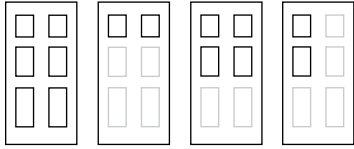
†Expedited Order Program available. See our website for details, program rules, and restrictions.

Door Configuration Examples

Choose from our standard door configurations or create your own! Need help? We will help you design a durable, high-quality custom solution to suit your needs (minimum spacing restrictions apply for Vision Lite Kit locations).



100-01 100-03 100-08 100-12




100-21 100-22 100-23 100-24

*Complicated and non-standard configurations may require additional lead time and cost. Contact Special-Lite for more information.

Single Swing Door Handing Chart

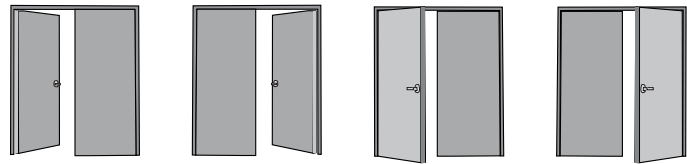
From exterior of room or building



Left hand Right hand Left-hand reverse Right-hand reverse

Double Swing Door Handing Chart

From exterior of room or building



Left hand Right hand Left-hand reverse Right-hand reverse

Sliding Door Handing Chart

Interior (secure side)

Interior (secure side)

Interior (secure side)

Interior (secure side)



Left hand Right hand Left-hand reverse Right-hand reverse

Why Choose Special-Lite?

50+ years manufacturing custom, high-performance doors & frames

We've built a reputation for doors that survive for decades in even the toughest commercial and industrial applications.

Single source simplicity

Enjoy the convenience, reliability, and performance advantages of having your doors, frames, and more supplied by a single source.

We stand behind our products

Experience peace of mind with our no-hassle warranties and exceptional customer service.

